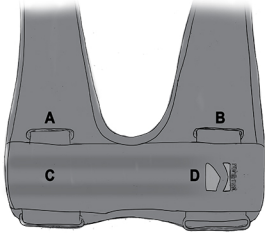
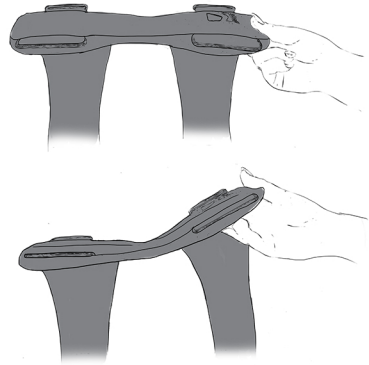




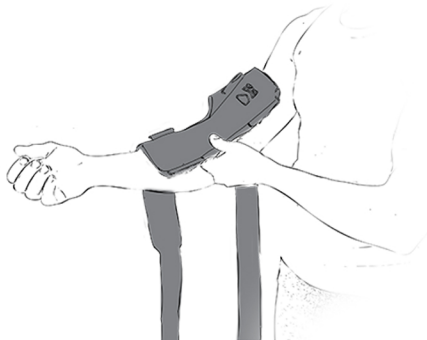
KOD KATALOGOWY	OKG-04
NAZWA HANDLOWA	ORTEZA KOŃCZYNY GÓRNEJ
MODEL	ORTEZA KOŃCZYNY GÓRNEJ OKG-04
CODE	OKG-04
TRADE NAME	UPPER-EXTREMITY SUPPORT
MODEL	UPPER-EXTREMITY SUPPORT OKG-04



A,B - buckles  
C - splints  
D - logo

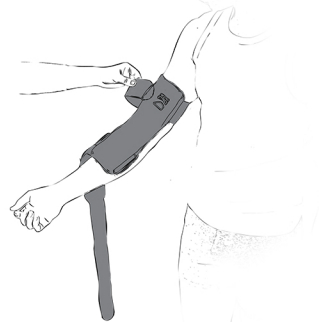
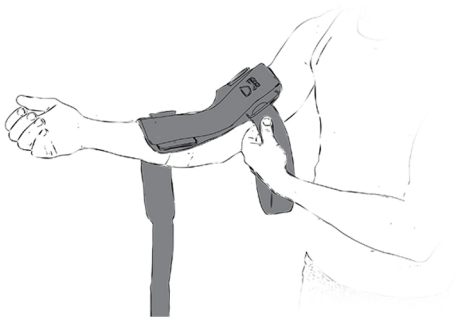


Splints should be adjusted in the required angle of flexion.



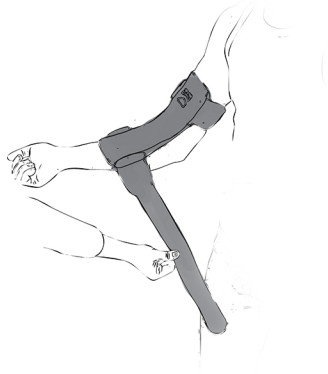
The brace should be applied on the arm with the logo on the upper arm.

**ATTENTION:** Every time when you apply your brace, the logo should be on the upper arm and splints inside of arm.



The upper strap should go through the buckles, then around the arm and secured with the hook.

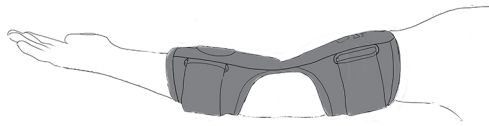
**ATTENTION:** The brace should be tight enough to maintain the brace in position, but not too tight as to interfere with circulation.



The lower strap should go through the lower buckle, then around the forearm and secured with the hook.

**Well assembled product:**

View of the side of arm



View of the inside of arm

